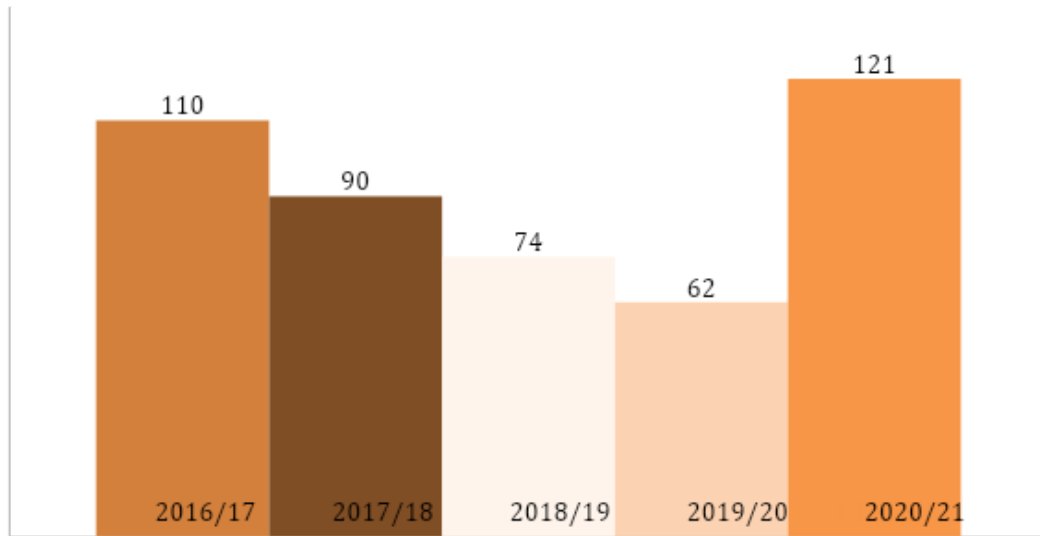


YOUTH LEARNING NETWORK MEMBERSHIP GROWTH, DIVERSITY & INCLUSION DATA 2016 - 2021

YLN Enrolment per School Year					
Diversity & Inclusion Criteria	2016/17	2017/18	2018/19	2019/20	2020/21
African Heritage	50	37	39	27	61
Caribbean Heritage	40	30	20	18	41
Asian Heritage	3	2	2	5	2
Latin American Heritage	13	17	11	6	12
Other Mixed Heritage	4	4	2	5	5
With Physical Disabilities	0	1	1	2	2
With Learning Difficulties	5	7	10	11	11
With Mental Health Issues	0	0	0	0	0
From Single Parent Households	51	40	42	31	61
Excluded From School	5	2	6	3	5
At Risk of School Exclusion	4	5	2	4	6
With Criminal Records	0	0	0	0	0
On Waiting List	11	5	7	11	7
TOTAL No. Members	110	90	74	62	121

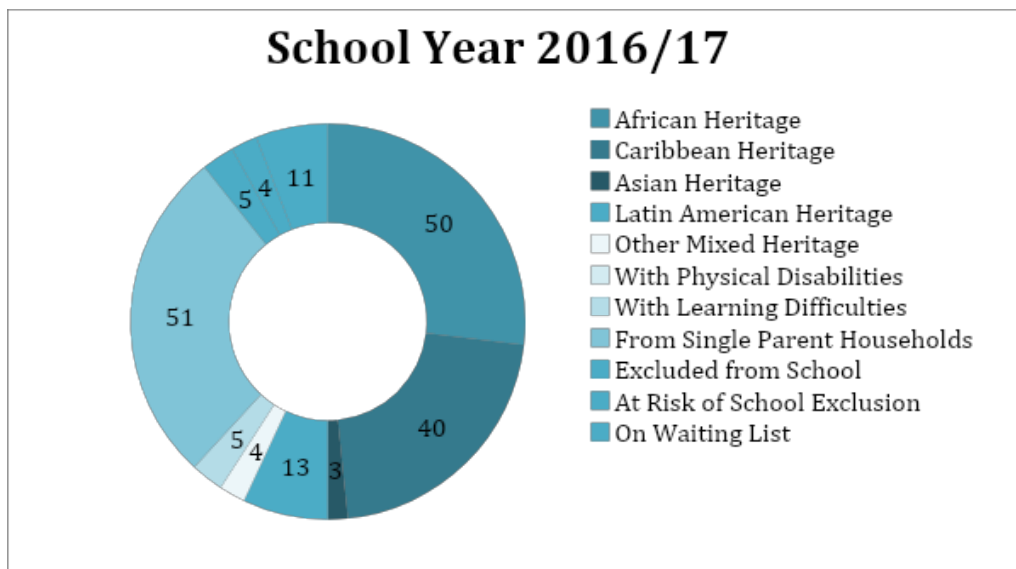


YLN Total Enrolled Members per School Year



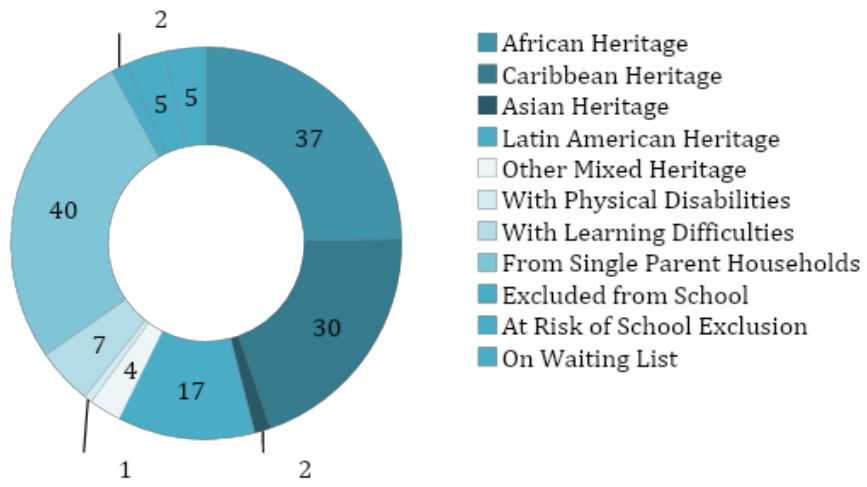
YOUTH LEARNING NETWORK DIVERSITY & INCLUSION ENROLMENT DATA

School Year 2016/17

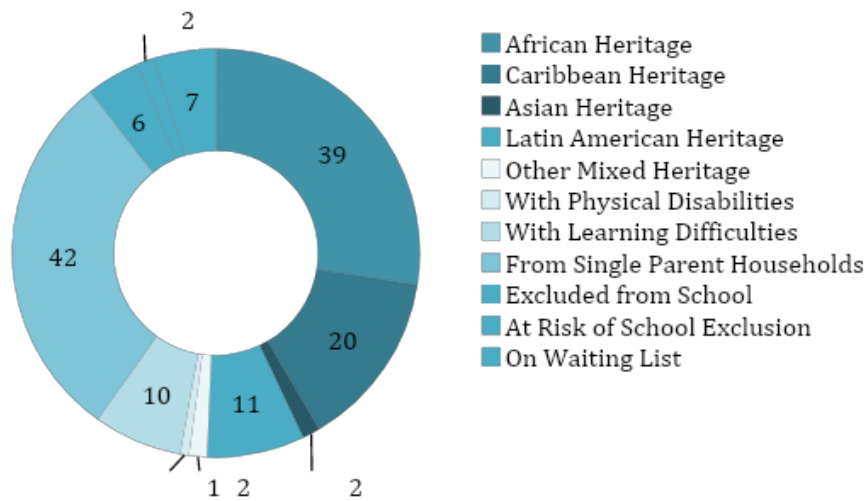




School Year 2017/18

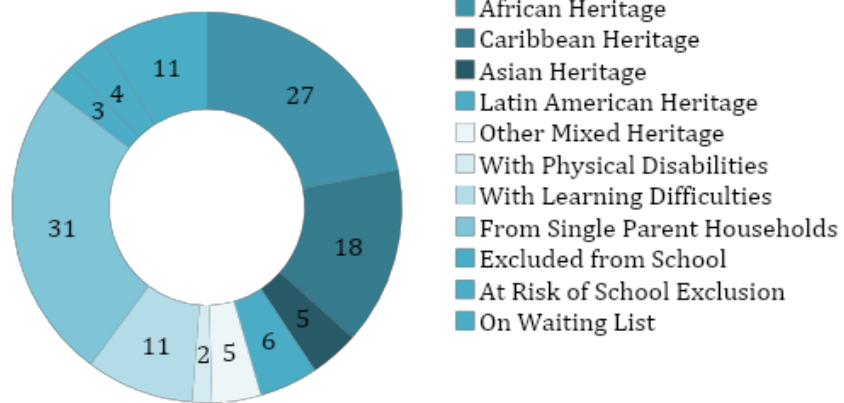


School Year 2018/19





School Year 2019/20



School Year 2020/21

